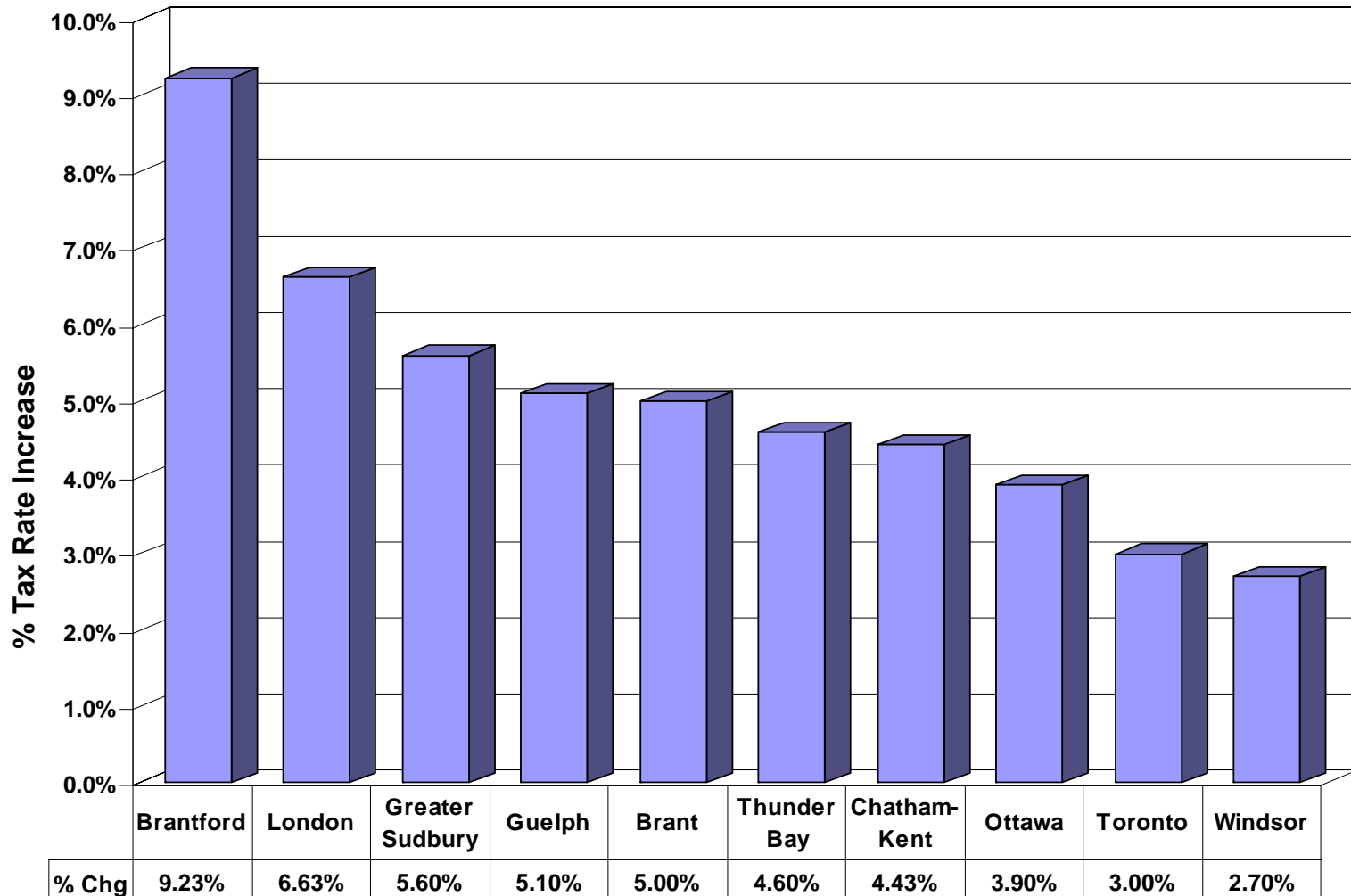


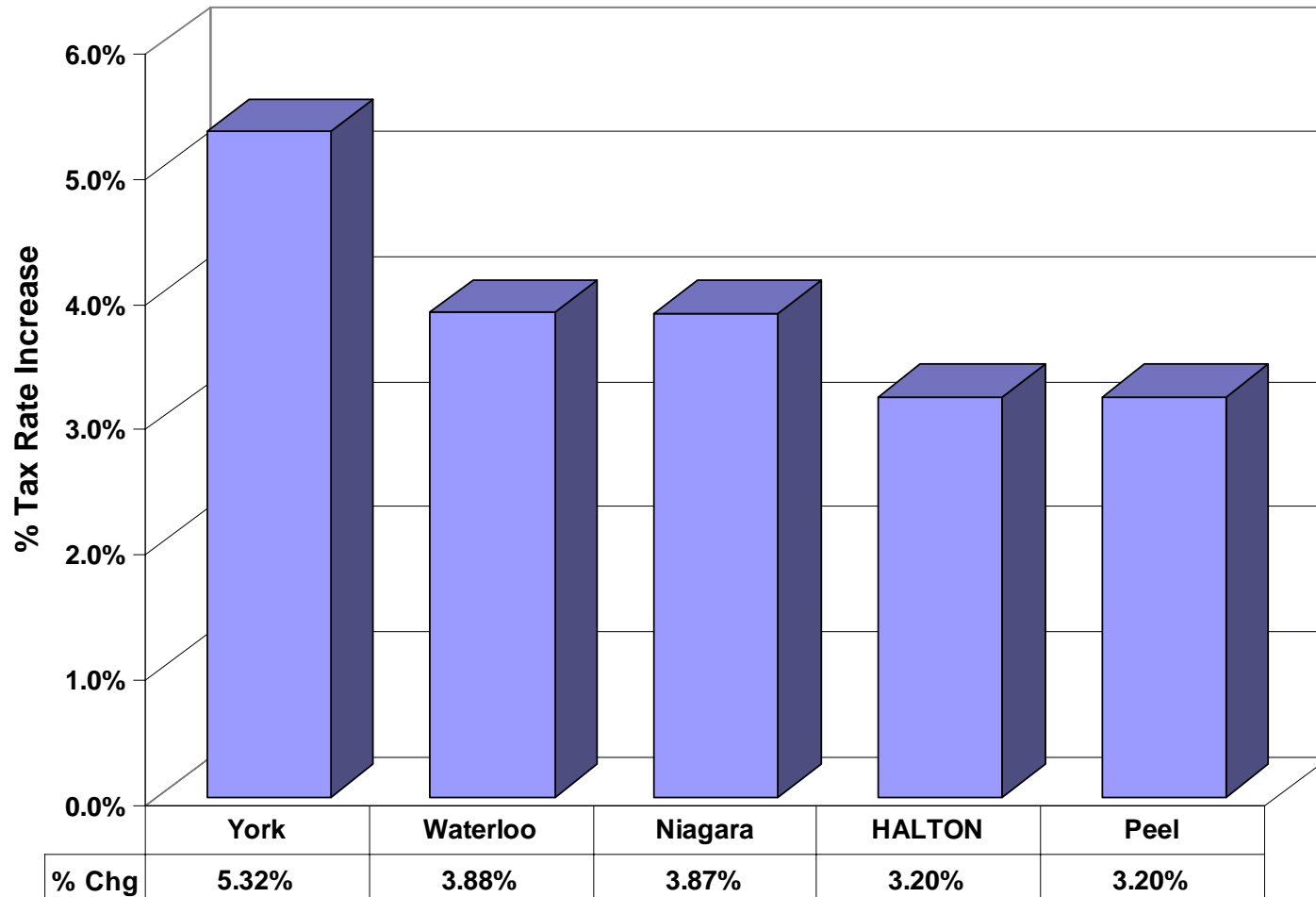
# Proposed 2005 Current Budget Council Review Material



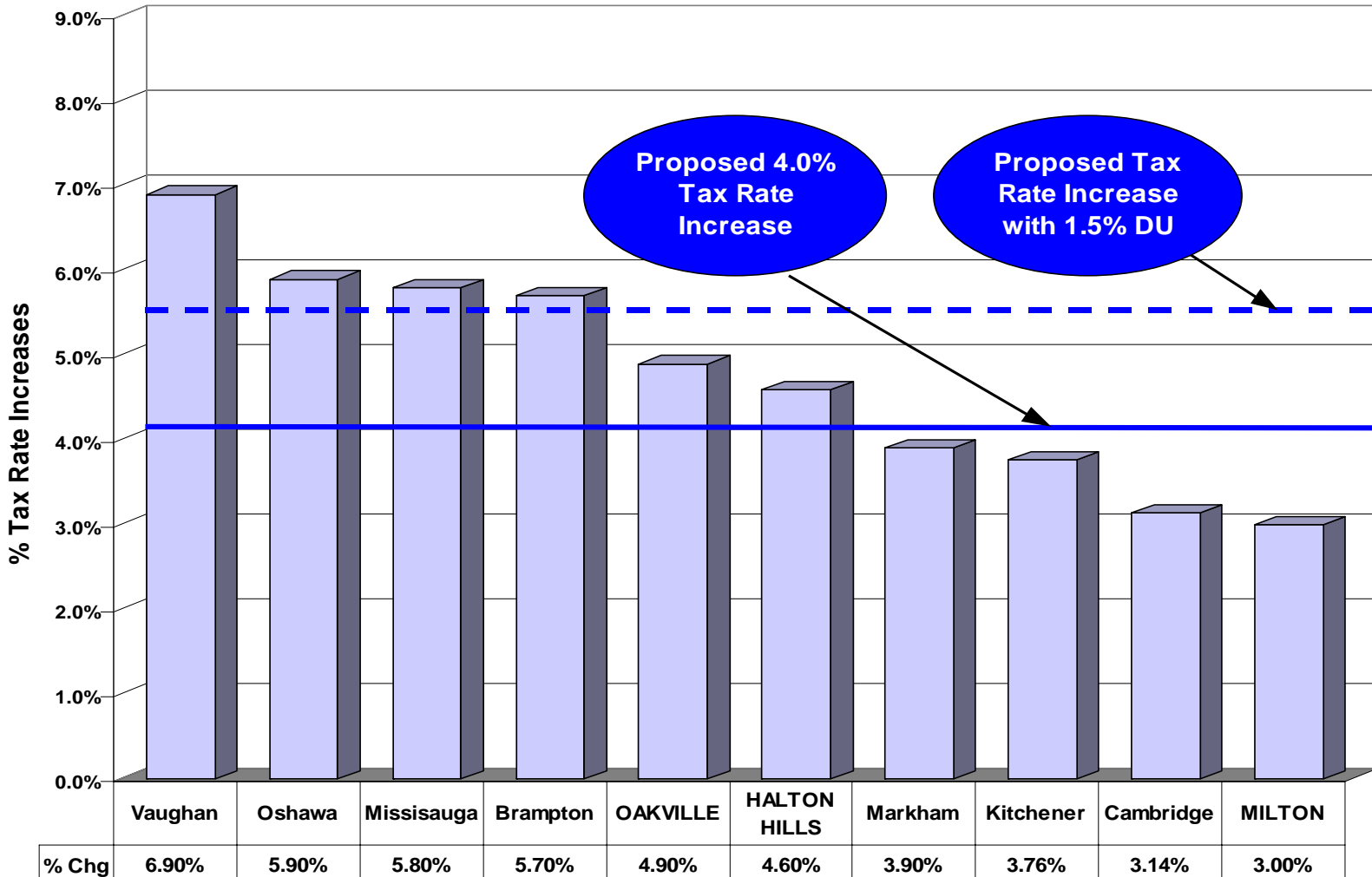
# Approved Tax Rate Increases – SINGLE Tier



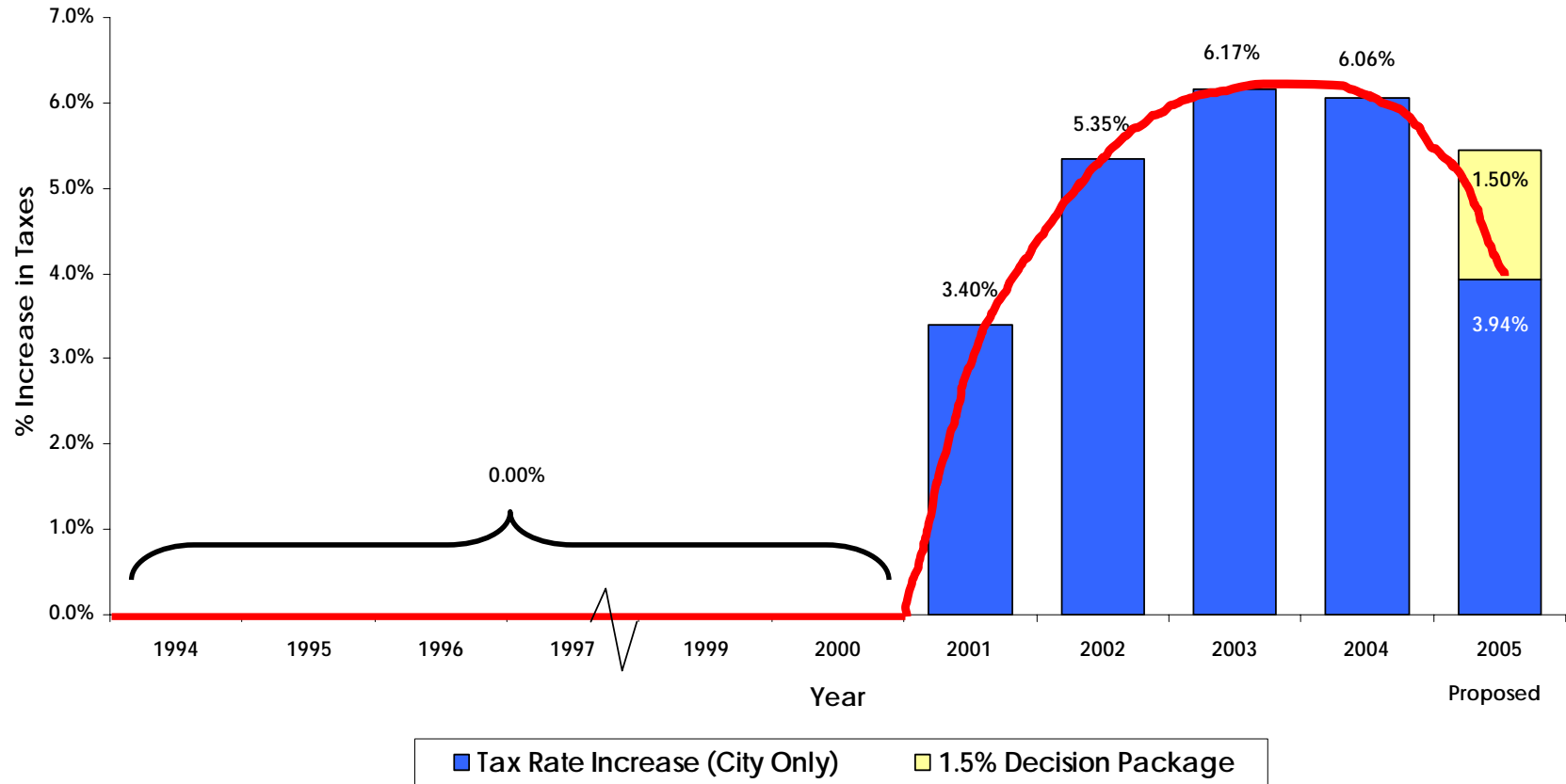
# Approved Tax Rate Increases – UPPER Tier



# Burlington's 2005 Increase vs. Other Cities



# Burlington's Tax Rate Changes (1994 – 2005)



*In 1998 the City and Region of Halton were subject to a revised property assessment method (CVA) making it impossible to compare to previous years' tax rate performance.*

# Overall Tax Impacts – Urban Residential

## PRE-Decision Units

Taxing Authority	2004 Taxes	Estimated Taxes 2005	\$ Change	% Change
Province - Education	\$ 740	\$ 740	\$ -	0.00%
Region of Halton	\$ 1,096	\$ 1,125	\$ 28.54	2.60%
City of Burlington	\$ 893	\$ 928	\$ 35.18	3.94%
<b>Total Property Tax (\$)</b>	<b>\$ 2,729</b>	<b>\$ 2,793</b>	<b>\$ 63.72</b>	
<b>Total Property Tax (%)</b>				<b>2.34%</b>

## POST-Decision Units

Taxing Authority	2004 Taxes	Estimated Taxes 2005	\$ Change	% Change
Province - Education	\$ 740	\$ 740	\$ -	0.00%
Region of Halton	\$ 1,096	\$ 1,125	\$ 28.54	2.60%
City of Burlington	\$ 893	\$ 942	\$ 49.08	5.50%
<b>Total Property Tax (\$)</b>	<b>\$ 2,729</b>	<b>\$ 2,807</b>	<b>\$ 77.62</b>	
<b>Total Property Tax (%)</b>				<b>2.84%</b>

\* *Urban Residential Tax Increase (on a house assessed at \$250,000)*

\* *Overall Tax Impact includes City, Region, and Educational components*

# Overall Tax Impacts – Rural Residential

## PRE-Decision Units

Taxing Authority	2004 Taxes	Estimated Taxes 2005	\$ Change	% Change
Province - Education	\$ 888	\$ 888	\$ -	0.00%
Region of Halton	\$ 1,316	\$ 1,336	\$ 19.95	1.52%
City of Burlington	\$ 878	\$ 937	\$ 59.59	6.79%
<b>Total Property Tax (\$)</b>	<b>\$ 3,081</b>	<b>\$ 3,161</b>	<b>\$ 79.54</b>	
<b>Total Property Tax (%)</b>				<b>2.58%</b>

## POST-Decision Units

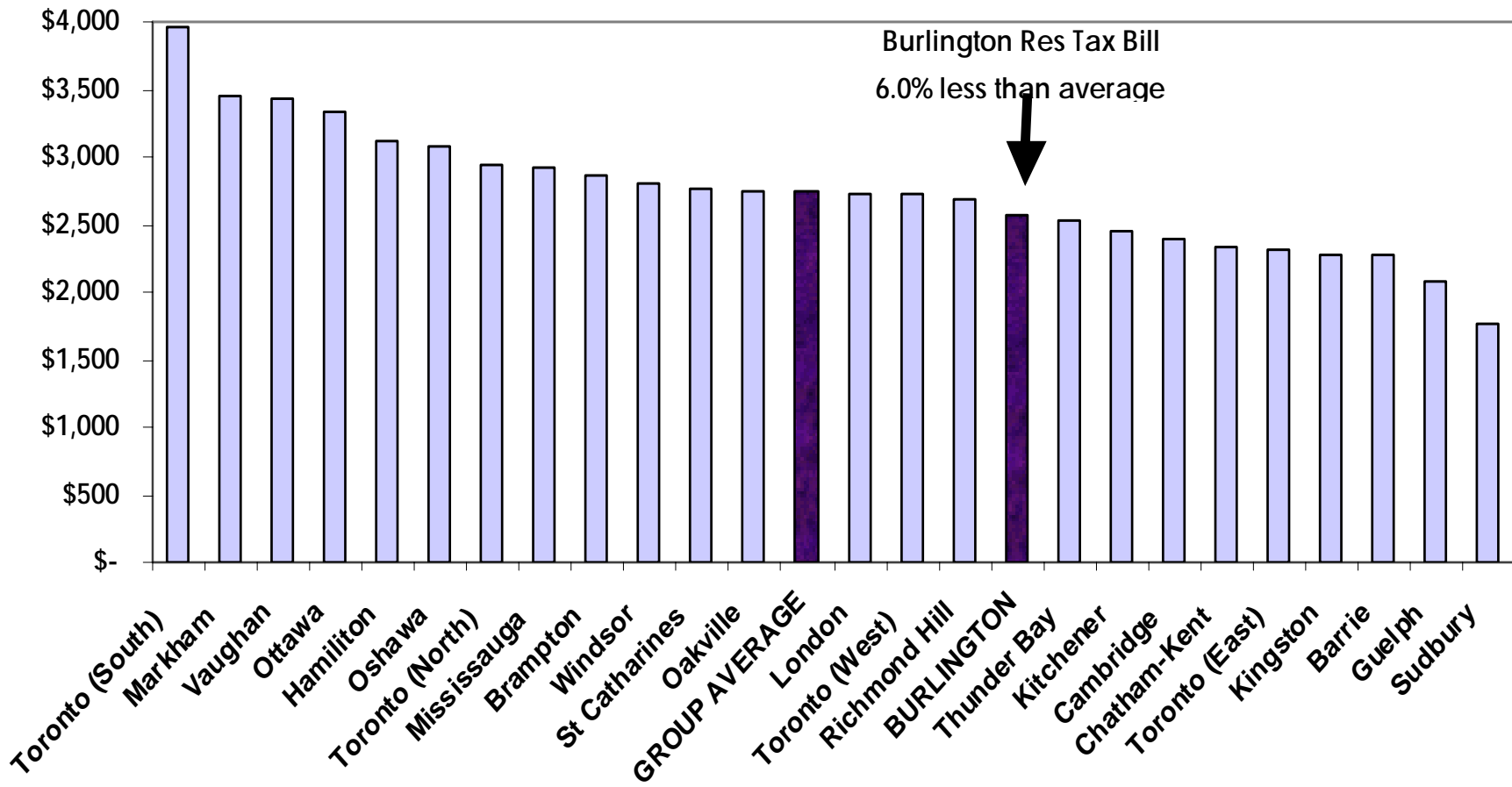
Taxing Authority	2004 Taxes	Estimated Taxes 2005	\$ Change	% Change
Province - Education	\$ 888	\$ 888	\$ -	0.00%
Region of Halton	\$ 1,316	\$ 1,336	\$ 19.95	1.52%
City of Burlington	\$ 878	\$ 954	\$ 76.27	8.69%
<b>Total Property Tax (\$)</b>	<b>\$ 3,081</b>	<b>\$ 3,177</b>	<b>\$ 96.22</b>	
<b>Total Property Tax (%)</b>				<b>3.12%</b>

\* *Urban Residential Tax Increase (on a house assessed at \$300,000)*

\* *Overall Tax Impact includes City, Region, and Educational components*

# Competitiveness of Burlington's Tax Burden

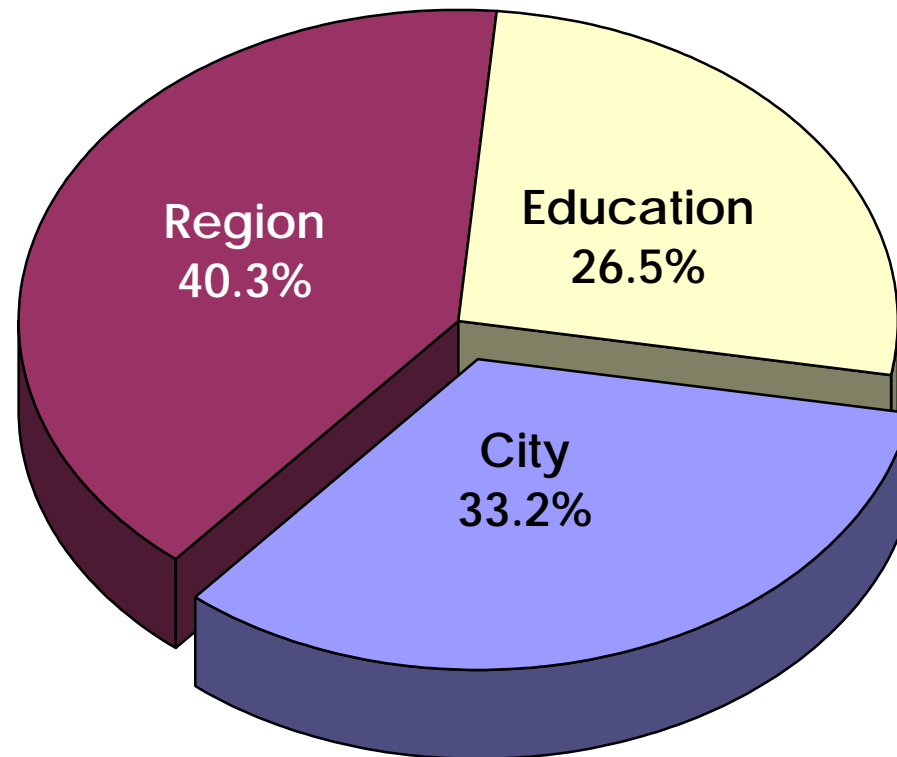
2004 Property Taxes - Residential Comparison - Detached Bungalow



Municipalities with populations 100,000 or greater

<sup>1</sup> Tax comparisons are from BMA Management Consulting Inc Municipal Survey 2004.

## Distribution of Property Taxes by Body – Res.



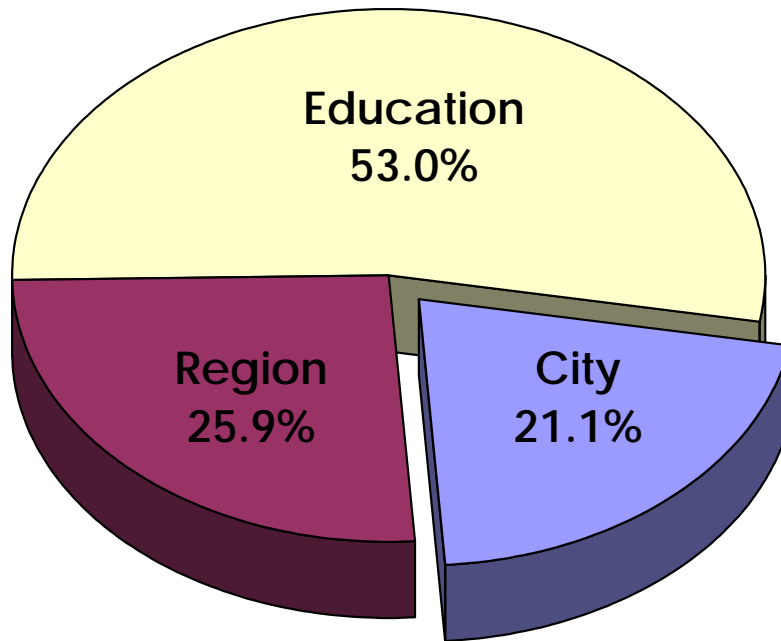
*4.0% City Tax Impact = 1.30% Impact on Total Tax Bill*

*5.5% City Tax Impact = 1.80% Impact on Total Tax Bill*

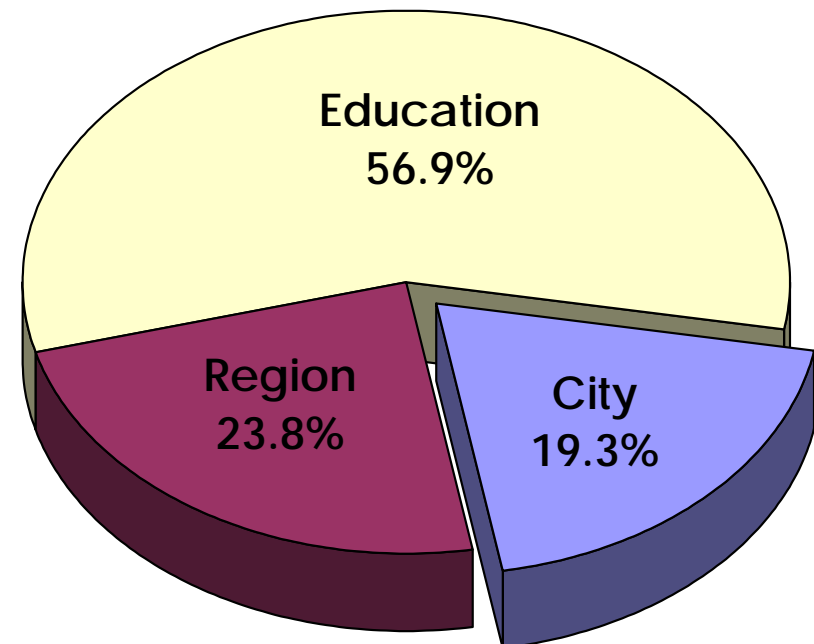
*\*\$2,793 for an urban home assessed at \$250,000*

# Distribution of Property Taxes by Body

## 2004 Industrial Tax Distribution



## 2004 Commercial Tax Distribution



## ***Closing Remarks – City Treasurer***

